


Product data sheet

Characteristics

PDL698WH

Socket Outlet 600 Series - Single switched -
Assembled - Horizontal - Worktop - 250 V - 10
A - White



Main

Range of product	600 Series
Product or component type	Switched socket






Complementary

Control type	Rocker
Material	PC (polycarbonate)
Colour tint	White
Surface finish	Gloss
Installation direction	Horizontal
Length	97 mm
Height	45 mm
Dimension type	External
[Ue] rated operational voltage	230/240 V 50 Hz
Device mounting	Surface
Number of gangs	1 gang
Ambient air temperature for operation	-10...40 °C
Cable cross section	3 x 2.5 mm ²
Quantity per set	Set of 10
Type of packing	Carton

Packing Units

Unit Type of Package 1	PCE
Number of Units in Package 1	1
Package 1 Weight	69.2 g
Package 1 Height	30 mm
Package 1 width	48 mm
Package 1 Length	100 mm

Offer Sustainability

Sustainable offer status	Green Premium product
REACH Regulation	 REACH Declaration
EU RoHS Directive	Compliant  EU RoHS Declaration
Mercury free	Yes
RoHS exemption information	 Yes
China RoHS Regulation	 China RoHS Declaration
Environmental Disclosure	 Product Environmental Profile