

Nexans ref.: BDBC20AA001CXNA

Country ref.: 2893

Cu conductor, XLPE insulated, Black PVC sheath. 0.6/1 kV. Made to AS/NZS 5000.1

DESCRIPTION

Application

- Industrial and commercial applications (predominantly)
- Some domestic applications
- For use in various situations to supply the main power from the point of supply (either single or three phase application) to buildings, equipment, eg, switch board to main control cabinet, main between floors and buildings, cable cabinet to motor, etc. Commonly used in Power Authority work.



STANDARDS

National AS/NZS 5000.1

CHARACTERISTICS**Construction characteristics**

Conductor material	Copper
Type of conductor	Circular compacted stranded
Insulation	XLPE
Outer sheath	PVC
Sheath colour	Black
With Green/Yellow core	No
With smaller neutral conductor	No

Dimensional characteristics

Conductor cross-section	70 mm ²
Nominal overall diameter	15.0 mm
Gland Size (A2 or A2F)	25
Approximate weight	0.75 kg/m
Number of cores	1

Electrical characteristics

Max. DC resistance of the conductor at 20°C	0.268 Ohm/km
Permissible short circuit current conductor 1s	10 kA
Rated Voltage U ₀ /U (U _m)	0.6/ 1 (1.2) kV

Mechanical characteristics








Cable flexibility	Rigid
-------------------	-------








Usage characteristics

Max. conductor temperature in service	90 °C
---------------------------------------	-------

CURRENT CARRYING CAPACITIES SINGLE PHASE (IN AMPS) - SINGLE CONDUCTOR XLPE

Copper conductor - Circular compacted stranded - Insulation XLPE Aluminium conductor - Circular compacted stranded - Insulation XLPE Max. Conductor Temperature 90C

Conductor cross-section [mm ²]	 Cu	 Cu	 Cu	 Cu	 Cu	 Cu	 Cu
16	119	95	92	149	120	107	47
25	160	129	124	192	156	140	64
35	195	158	149	230	187	168	79
50	238	194	183	273	226	202	-
70	300	246	224	335	276	249	-
95	372	306	281	401	331	305	-
120	432	358	321	457	383	348	-
150	495	413	362	514	429	391	-
185	574	480	426	581	495	453	-
240	684	574	507	674	574	532	-
300	790	666	-	761	663	601	-
400	920	779	-	865	755	699	-
500	1063	903	-	977	856	791	-
630	1224	1045	-	1098	995	916	-








 Air Spaced from Surface, Unenclosed	 Air touching, unenclosed	 Air enclosed
 Buried direct	 Buried in single-way duct	 Buried in multi-way duct
 Cable surrounded by thermal insulation, unenclosed		








Note © Copyright Standards New Zealand 2012. Content in this table and the typical New Zealand installation conditions are derived from AS/NZS 3008.1.2:2010 and has been reproduced or adapted with permission from Standards New Zealand under Copyright Licence 000926. Please refer to the complete Standard for full details available for purchase from Standards New Zealand at www.standards.co.nz. The values are for typical New Zealand installation conditions of:

- Ambient Air Temperature: 30°C
- Soil Temperature: 15°C
- Soil Thermal Resistivity: 1.2 K.m/W
- Depth of Burial: 0.5 m

CURRENT CARRYING CAPACITIES THREE PHASE (IN AMPS) - SINGLE CONDUCTOR XLPE

Copper conductor - Circular compacted stranded - Insulation XLPE Aluminum conductor - Circular compacted stranded - Insulation XLPE Max. Conductor Temperature 90C

Conductor cross-section [mm ²]	 Cu	 Cu	 Cu	 Cu	 Cu	 Cu	 Cu
16	101	95	79	125	108	92	47
25	138	129	107	162	141	121	64
35	169	158	132	193	169	147	79
50	207	194	157	229	203	174	-
70	264	246	201	280	248	217	-
95	328	306	242	335	295	261	-
120	384	358	287	381	342	304	-
150	443	413	325	428	383	342	-
185	515	479	369	484	442	388	-
240	616	573	439	560	510	456	-
300	713	662	516	630	591	525	-
400	832	772	587	715	670	596	-
500	961	893	696	805	756	693	-
630	1111	1032	785	902	877	778	-
800	-	-	-	-	-	-	-

 Air Spaced from Surface, Unenclosed	 Air touching, unenclosed	 Air enclosed
 Buried direct	 Buried in single-way duct	 Buried in multi-way duct
 Cable surrounded by thermal insulation, unenclosed		

Note© Copyright Standards New Zealand 2012. Content in this table and the typical New Zealand installation conditions are derived from AS/NZS 3008.1.2:2010 and has been reproduced or adapted with permission from Standards New Zealand under Copyright Licence 000926. Please refer to the complete Standard for full details available for purchase from Standards New Zealand at www.standards.co.nz. The values are for typical New Zealand installation conditions of:

- Ambient Air Temperature: 30°C
- Soil Temperature: 15°C
- Soil Thermal Resistivity: 1.2 K.m/W
- Depth of Burial: 0.5 m